

## Synthesis of 3-Bromotetronamides via Amination of 3,4-Dibromofuran-2(5H)-one

Silvio Cunha,<sup>\*,a,c</sup> Caio C. Oliveira<sup>a,c</sup> and José R. Sabino<sup>b</sup>

<sup>a</sup>Instituto de Química and <sup>c</sup>Instituto Nacional de Ciência e Tecnologia - INCT em Energia e Ambiente, Universidade Federal da Bahia, Campus de Ondina, 40170-290 Salvador-BA, Brazil

<sup>b</sup>Instituto de Física, Universidade Federal de Goiás, CP 131, 74001-970 Goiânia-GO, Brazil

Este trabalho descreve a síntese de dez tetronamidas em bons rendimentos através da reação da 4-dibromofuran-2(5H)-ona, obtida do furfural, com aminas primárias e secundárias. As aminas aromáticas foram mais toleradas que as alifáticas e as heteroaromáticas. Foram determinadas as estruturas cristalinas de cinco derivados.

This work describes the direct synthesis of 3-bromotetronamides in good yields through the reaction of 3,4-dibromofuran-2(5H)-one, obtained from furfural, with primary and secondary amines. Aromatic amines were more tolerated than aliphatic and heteroaromatic ones. The X-ray structures of five derivatives are described.

**Keywords:** enamionones, tetronamides, butenolides

### Introduction

The synthesis of functionalized tetronamides is a theme of ongoing research activity, and this interest is due to the synthetic applications of such compounds, mainly in heterocyclic synthesis.<sup>1</sup> A particular class of synthetically useful tetronamides are the 3-halo derivatives. However, most of the available protocols for the synthesis of 3-halotetronamides are based on the direct halogenation of a preformed enamionone, employing halogenation's reagents such as ICl, NBS, Br<sub>2</sub>, I<sub>2</sub>, I(py)<sub>2</sub>BF<sub>4</sub> and benzyltrimethylammonium dichloroiodate (BTMA.ICl<sub>2</sub>).<sup>2</sup>

Cyclic enamionones are especially attractive in the formation of bicyclic compounds.<sup>3</sup> In this context, tetronamides have embedded in their structure the N=C=C-C=O enamionone moiety, and recently they have emerged as a latent acyclic enamionone in the formal aza-[3+3] cycloaddition reaction.<sup>4</sup> However, the synthesis of 3-halotetronamides unsubstituted at position 5 is scarcely described, being limited to the reaction of  $\alpha$ -halotetronic acid with an amine<sup>5</sup> or by direct halogenation of tetronamides.<sup>6</sup> Thus, practical synthetic approaches to this class of compound would be beneficial.

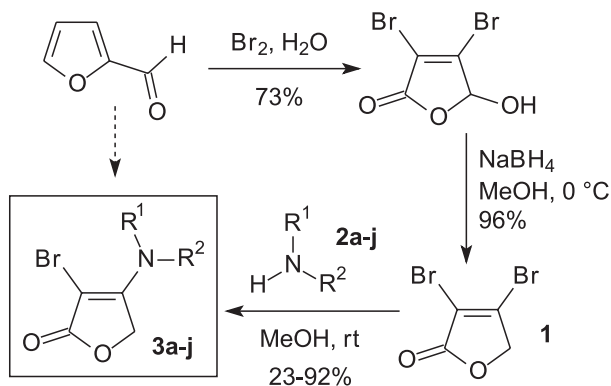
In our ongoing investigation on the chemistry of enamionones,<sup>7</sup> we envisioned herein a direct route

to 3-bromotetronamides (4-amino-3-bromo-2(5H) furanones), which are a special class of cyclic compound because they present both aspects mentioned above, *i.e.*, the embedded enamionone moiety, and the bromide atom at the *alpha* position. Besides, this study represents an approach to 3-bromotetronamides from furfural, an attractive starting material obtained from renewable biomass. In this way, the furfural derivative of choice was the 3,4-dibromofuran-2(5H)-one **1**, which is easily prepared in 70% overall yield by the reaction of furfural with bromine in water, affording mucobromic acid (commercially available also).<sup>8</sup> This late was reduced affording **1** in 87-96% yield, Scheme 1, employing a recently described method by Bellina and Rossi.<sup>9</sup> It should be pointed out that the reactions where **1** is employed as electrophile is scarcely described, being limited to palladium cross-coupling reactions,<sup>10</sup> or only to morpholine as nucleophile and expensive base (Cs<sub>2</sub>CO<sub>3</sub>).<sup>11</sup>

### Results and Discussion

The amination of **1** has proved to be a difficult task due to its propensity to forming polymeric material, probably thought the corresponding homoenolate, even in the presence of weak bases. Thus, complex mixtures were formed with pyrrolidine, piperidine, pyridine, 2-aminopyridine, 2-aminothiazol, benzylamine,

\*e-mail: silviodec@ufba.br



Scheme 1.

dibenzylamine, piperazine, cyclohexylamine and ethyl 3-aminocrotonate.

To test the possibility of a direct synthesis of 3-bromotetronamides, equimolar amounts of **1** and morpholine were reacted in diverse solvents and temperatures, but the starting material **1** was always detected by TLC. Employing 2 equiv. of morpholine in diethyl ether (24 h) or acetone (2.5 h) at room temperature complex mixture was formed, but in acetone at low temperature (0 °C) tetronamide **3a** could be obtained in modest 35% yield. However, when the reaction was carried out in methanol at room temperature, excellent yield was obtained (Table 1, entry 1). With this optimal condition in hand, it was extended to a representative spectrum of aromatic amines, and yields were good to all

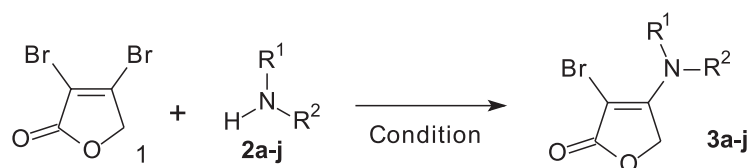
of them, but some *ortho* substituted ones (entries 6, 8 and 10). Mechanistically, formation of all 3-bromotetronamides **3a-f** is a nucleophilic substitution by an addition-elimination pathway.

The use of 2 equiv. of amines can be a serious drawback when expensive or no commercial amines are necessary. To circumvent this limitation, one can imagine the use of one equiv. of a trivial weak base to act as HBr scavenger. Due to the decomposition of butenolide **1** in basic medium, we investigated its stability in methanolic solution of equimolar amounts of **1** and Et<sub>3</sub>N, Na<sub>2</sub>CO<sub>3</sub> and NaHCO<sub>3</sub>. Compound **1** was completely decomposed after 4 h to the two first bases, and after 24 h to the late. Because reaction of **1** and aromatic amines is a slow one, we choose NaHCO<sub>3</sub> as additive.

Fortunately, the amount of amines **2** could be reduced to 1 equiv. and comparable yields of **3** were obtained when the reaction was carried out in the presence of 1 equiv. of NaHCO<sub>3</sub> (entries 1, 3, 5, 7, Table 1). In general, anilines with *para* substituents afforded better yields and shorter reaction time than *ortho* substituted ones for both electron releasing and electron withdrawing groups (compare entries 3-8). Hence, a diversity of 3-bromotetronamides could be prepared, but the methodology presents some limitations, because no reaction was observed with 4-nitroaniline, diphenylaniline, 2,4-dichloroaniline and glycine, being furanone **1** quantitatively recovered.

Curiously, in the <sup>1</sup>H NMR spectrum of **3c**, the signal of the aromatic hydrogens show up as a singlet integrated

Table 1. Isolated 3-bromotetronamide yields



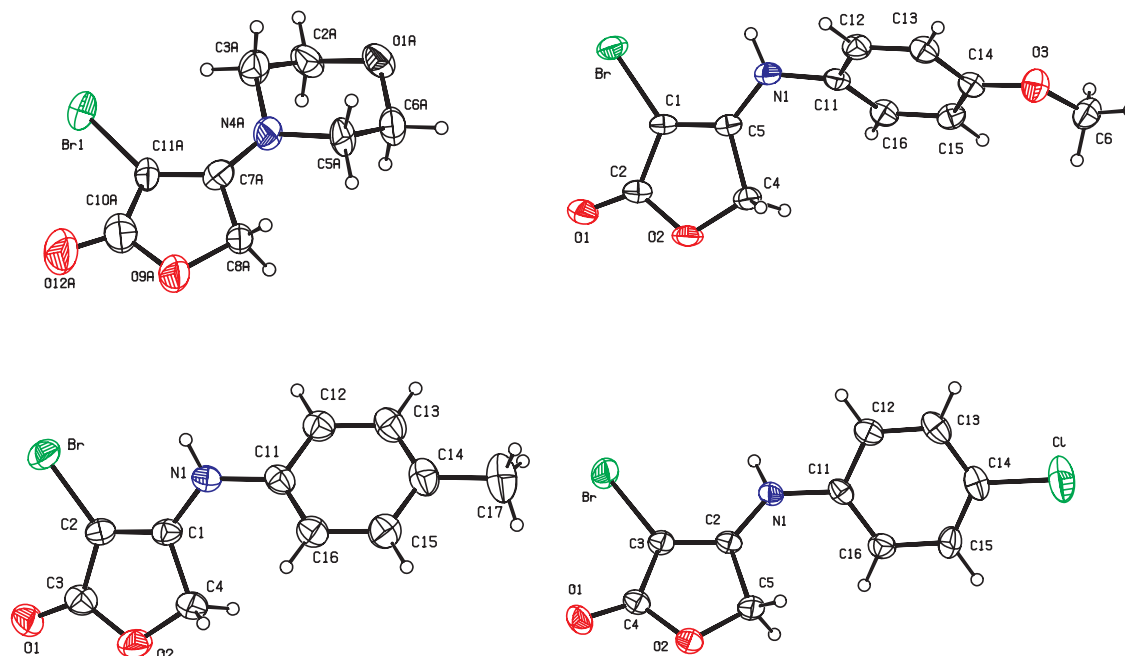
entry	Compound	Amine 2	Yield / (%)	time / h
		R <sup>1</sup> / R <sup>2</sup>	Condition A (and B) <sup>a</sup>	
1	<b>3a</b>	CH <sub>2</sub> CH <sub>2</sub> OCH <sub>2</sub> CH <sub>2</sub>	92 (65)	24 (88)
2	<b>3b</b>	H / Ph	89	22
3	<b>3c</b>	H / <i>p</i> -CH <sub>3</sub> Ph	80 (87)	14 (200)
4	<b>3d</b>	H / <i>o</i> -CH <sub>3</sub> Ph	72	288
5	<b>3e</b>	H / <i>p</i> -CH <sub>3</sub> OPh	82 (78)	5 (6)
6	<b>3f</b>	H / <i>o</i> -CH <sub>3</sub> OPh	61	216
7	<b>3g</b>	H / <i>p</i> -ClPh	78 (87)	73 (44)
8	<b>3h</b>	H / <i>o</i> -ClPh	23	120
9	<b>3i</b>	H / <i>o</i> -NH <sub>2</sub> Ph	75	14
10	<b>3j</b>	H / $\alpha$ -naphthyl	57	168

<sup>a</sup>Condition A: 2 equiv. of **2**; Condition B: 1 equiv. of **2** and 1 equiv. of NaHCO<sub>3</sub>.

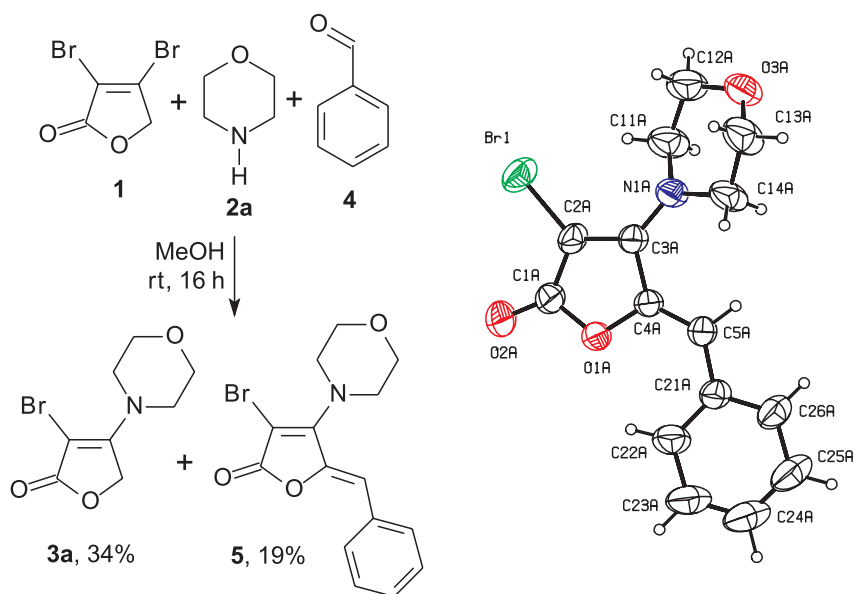
to four hydrogens, and not as the typical pair of doublets expected for *para* substituted aromatic rings. The structure of **3c** was unambiguously confirmed by X-rays crystallography. Compounds **3a**, **3e** and **3g** also afforded single-crystals whose X-rays structures are shown in Figure 1.

During the investigation on the reactivity of butenolide **1** with benzaldehyde in Knoevenagel condition, compound **3a** and **5** were obtained, and the structure of the later

was corroborated by X-rays crystallography, as shown in Figure 2. Mechanistically, the formation of **3a** follows the same addition-elimination pathway above mentioned, and the formation of **5** represents a three component reaction. In a control experiment, tetronamide **3a** and benzaldehyde were left in the same Knoevenagel reaction condition, but the reagents were quantitatively recovered. Additionally, butenolide **1** and benzaldehyde were tentatively reacted in Knoevenagel condition with other no nucleophilic bases,



**Figure 1.** Ortep<sup>12</sup> representations of **3a** (top left), **3c** (bottom left), **3e** (top right), and **3g** (bottom right). Displacement ellipsoids are drawn at the 30% probability level and H atoms are shown as spheres of arbitrary radius.

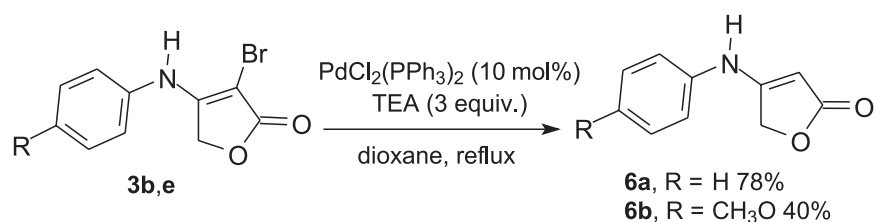


**Figure 2.** Tricomponent reaction and Ortep<sup>12</sup> representation of **5**. Displacement ellipsoids are drawn at the 30% probability level and H atoms are shown as spheres of arbitrary radius.

being the reagents recovered or the decomposition of **1** observed. These facts ruled out **3a** as the intermediate in the formation of **5**, suggesting a homoaldol reaction of **1** and **4** followed by an addition-elimination and a last step of water elimination to afford **5**.

In contrast of the amines' behavior with butenolide **1**, which afforded tetronamides **3a-j** in good yields, no reaction was observed with phenol. To gain more insight into the potential of 3-bromotetronamides **3a-j** as building block, compound **3b** was submitted to diverse intramolecular Mizoroki-Heck reaction conditions, but the substrate was

recovered unchanged. The unique observed transformation under these conditions was the debromination of the butenolide ring when dioxane was employed as solvent with compounds **3b,e**, affording the two known tetronamides **6a,b**,<sup>13</sup> which represents a palladium catalyzed dehalogenation without a formal hydride donor font, Scheme 2. A proposed mechanism of the palladium-catalyzed dehalogenation reaction is indicated in Figure 3, which was inspired in a previously described formal hydride-free donor one,<sup>14</sup> where DMF was employed as solvent and act as a hydride source. Thus, the intermediate formed by the insertion of



Scheme 2.

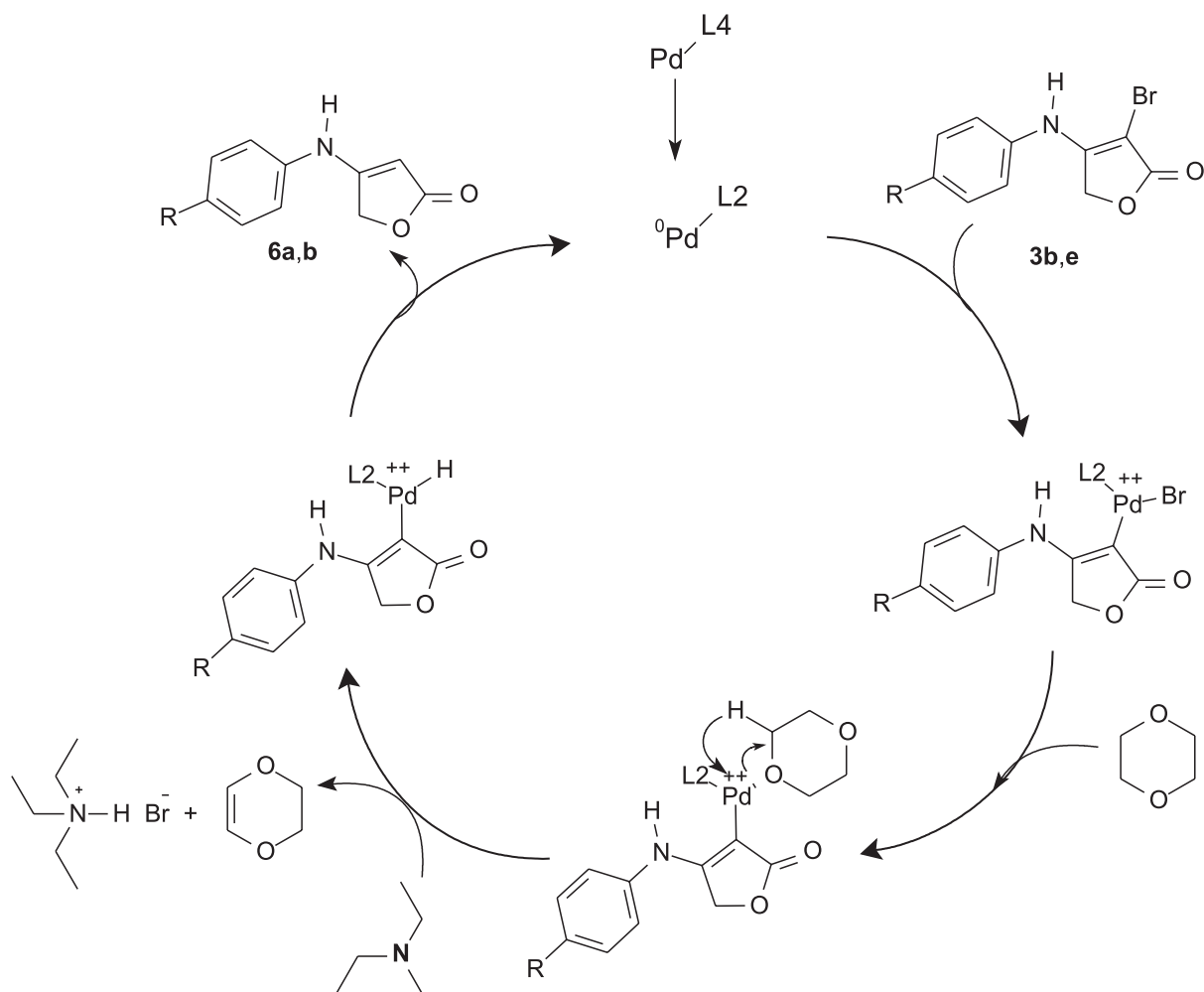


Figure 3. Proposed mechanism of Pd-catalyzed dehalogenation.

palladium (0) into the C-Br bond would react with dioxane in the presence of triethylamine to yield the specie that should suffer a *beta*-H elimination, followed by reductive elimination of Pd<sup>0</sup> from the resulting hydridopalladium complex to give C-H, Figure 3.

In conclusion, we developed a practical synthesis of 3-bromotetronamides in good yields, describing for the first time that 3,4-dibromofuran-2(5H)-one **1** can be conveniently employed as electrophile in reactions with aromatic amines, amplifying the scope of such transformation.<sup>11</sup> Efforts are underway on the application of these  $\alpha$ -bromoaminones in the synthesis of natural and unnatural bioactive compounds.

## Experimental

Melting points were determined on a Microquímica MQAPF 301 hot plate apparatus and are uncorrected. Infrared spectra were recorded as KBr discs on a FT-IR BOMEM MB100 instrument. NMR spectra were obtained for <sup>1</sup>H at 300 MHz and for <sup>13</sup>C at 75 MHz using a Varian Gemini 300 spectrometer. Chemical shifts are reported in ppm units downfield from reference (internal TMS).

### General synthetic condition A

To a solution of 1.0 mmol of **1** in 10 mL of CH<sub>3</sub>OH was added 2.0 mmol of amine **2**. The solution was left at room temperature at the indicated time in Table 1. After this time, the solvent was evaporated and 20 mL of CHCl<sub>3</sub> was added, extracted with water (3 × 5 mL), and the organic layer was dried over anhydrous Na<sub>2</sub>SO<sub>4</sub>, filtrated and the solvent evaporated. The crude residue was recrystallized from CHCl<sub>3</sub>/hexane affording a solid.

### General synthetic condition B

To a solution of 1.0 mmol of **1** in 10 mL of CH<sub>3</sub>OH were added 1.0 mmol of NaHCO<sub>3</sub> and 1.0 mmol of amine **2**. The solution was left at room temperature at the indicated time in Table 1. After this time, the solvent was evaporated and 20 mL of CHCl<sub>3</sub> was added, extracted with water (3 × 5 mL), and the organic layer was dried over anhydrous Na<sub>2</sub>SO<sub>4</sub>, filtrated and the solvent evaporated. The crude residue was recrystallized from CHCl<sub>3</sub>/hexane affording a solid.

### Synthesis of **3a** and **5**

To a solution of **1** (0.613 g, 2.54 mmol) and benzaldehyde (0.531 g, 5 mmol) in 20 mL of methanol, was added 0.356 mL of morpholine (0.349 g, 4 mmol) under magnetic

stirring at room temperature. After 16 h the solvent was evaporated and the crude residue purified by column chromatography (hexane:ethyl acetate 4:1), affording 0.162 g (19% yield) of **5** as a yellow solid, and 0.210 g (34% yield) of yellow solid **3a** after recrystallization in ethyl acetate.

### Compound **3a**

mp 128-129 °C; IR (KBr)  $\nu_{\max}$ /cm<sup>-1</sup>: 1766, 1029, 990; <sup>1</sup>H NMR (CDCl<sub>3</sub>)  $\delta$  3.63-3.66 (m, 4H), 3.78-3.81 (m, 5H), 4.71 (s, 2H); <sup>13</sup>C NMR (CDCl<sub>3</sub>)  $\delta$  171.41, 159.26, 72.80, 67.52, 66.17, 47.10.

### Compound **5**

mp 149-154 °C; IR (KBr)  $\nu_{\max}$ /cm<sup>-1</sup>: 2867, 1742, 1727, 1621, 1450; <sup>1</sup>H NMR (CDCl<sub>3</sub>)  $\delta$  3.69-3.72 (t, 4H, *J* 9.3 Hz), 3.85-3.88 (t, 4H, *J* 9.3 Hz), 6.13 (s, 1H), 7.32-7.41 (m, 3H), 7.71-7.44 (m, 2H); <sup>13</sup>C NMR (CDCl<sub>3</sub>)  $\delta$  50.85, 67.07, 85.33, 111.10, 128.80, 129.18, 130.54, 132.17, 157.11, 165.43.

### Synthesis of **6a,b**

A suspension of **3b,e** (0.5 mmol), PdCl<sub>2</sub>(PPh<sub>3</sub>)<sub>2</sub> (0.035 g, 0.05 mmol) and triethylamine (0.15 g, 1.5 mmol) in dry, degassed dioxane was refluxed until total substrate consume (15 and 68 h for **3b** and **3e**, respectively). The solvent was evaporated and the crude residue purified by column chromatography (ethyl acetate:hexane 7:3).

### Compound **6a**

Pale brown solid, mp 201-203 °C (lit.<sup>13</sup> 220-221 °C); <sup>1</sup>H NMR (DMSO-D<sub>6</sub>)  $\delta$  4.92 (s, 2H), 5.30 (s, 1H), 7.05 (t, 1H, *J* 7 Hz); 7.19 (d, 2H, *J* 7 Hz), 7.38 (t, 2H, *J* 7 Hz), 9.68 (s, 1H).

### Compound **6b**

Pale brown solid; <sup>1</sup>H NMR (CDCl<sub>3</sub>)  $\delta$  4.94 (s, 2H), 5.19 (s, 1H), 7.05 (d, 2H, *J* 10 Hz); 7.21 (d, 2H, *J* 10 Hz), 9.60 (s, 1H).

### X-ray analysis

Single-crystals of the compounds **3a**, **3c** and **3g** were mounted on a Bruker KappaCCD diffractometer, using graphite filtered Mo-K $\alpha$ , single-crystals the compounds **3e** and **5** were mounted on an Enraf-Nonius CAD-4 diffractometer,<sup>15</sup> using graphite filtered Cu-K $\alpha$  radiation, all using room temperature. The structure solutions were obtained by Direct Methods using ShelxS97.<sup>16</sup> Non hydrogen atoms were refined with anisotropic displacement parameters and hydrogen atoms were refined isotropic with

riding constraints to their parent atoms using ShelXL97.<sup>16</sup> Refinement using Full-matrix least-squares on F<sup>2</sup>.

## Supplementary Information

CCDC 767789 (compound **5**), CCDC 767791 (**3g**), CCDC 767790 (**3e**), CCDC 643308 (**3c**) and CCDC 643307 (**3a**) contains the supplementary crystallographic data for this paper. It can be obtained free of charge via [www.ccdc.cam.ac.uk/data\\_request/cif](http://www.ccdc.cam.ac.uk/data_request/cif), or by emailing [data\\_request@ccdc.cam.ac.uk](mailto:data_request@ccdc.cam.ac.uk), or by contacting The Cambridge Crystallographic Data Centre, 12, Union Road, Cambridge CB2 1EZ, UK; fax: +44 1223 336033. Supplementary data is available free of charge at <http://jbcbs.s bq.org.br>, as PDF file.

## Acknowledgments

We acknowledge the financial support of Conselho Nacional de Desenvolvimento Científico e Tecnológico/CNPq, Fundação de Amparo à Pesquisa do Estado da Bahia/FAPESB, and IFSC/USP and IF/UFF for the access to the KappaCCD. We also thank CNPQ for fellowship to C. C. O., and research fellowship to S. C.

## References

1. Madec, D.; Mingoia, F.; Prestat, G.; Poli, G.; *Synlett* **2008**, 1475; Hehn, J. P.; Gamba-Sánchez, D.; Kemmler, M.; Fleck, M.; Basler, B.; Bach, T.; *Synthesis* **2010**, 2308; Calvo, L.; González-Ortega, A.; Navarro, R.; Pérez, M.; Sañudo, M. C.; *Synthesis* **2005**, 3152; Fariña, F.; Martín, M. V.; Sánchez, F.; Maestro, M. C.; Martín, R.; *Synthesis* **1983**, 397; Pévet, I.; Meyer, C.; Cossy, J.; *Synthesis* **2003**, 663; Tanoury, G. J.; Chen, M.; Dong, Y.; Forslund, R. E.; Magdziak, D.; *Org. Lett.* **2008**, *10*, 185. For a recent review see: Barbosa, L. C. A.; Teixeira, R. R.; Pinheiro, P. F.; Maltha; C. R. A.; Demuner, A. J.; *Quim. Nova* **2010**, *33*, 1163.
2. Kim, J. M.; Na, J. E.; Kim, J. N.; *Tetrahedron Lett.* **2003**, *44*, 6317; Campos, P. J.; Arranz, J.; Rodriguez, M. A.; *Tetrahedron Lett.* **1997**, *38*, 8397; Zhou, L.-H.; Yu, X.-Q.; Pu, L.; *J. Org. Chem.* **2009**, *74*, 2013; Matsuo, K.; Ishida, S.; Takuno, Y.; *Chem. Pharm. Bull.* **1994**, *42*, 1149.
3. Reviews: Lue, P.; Greenhill, J. V. In *Advances in Heterocyclic Chemistry*, Vol. 67; Katritzky, A. R., ed.; Academic Press: New York, 1997, p. 207; Kuckländer, V. In *The Chemistry of Enamines*, Part 1; Rappoport, Z., ed.; John Wiley & Sons: New York, 1994, p. 525; Elliott, M. C.; Wood, J. L.; Wordingham, S. V.; *Trends Heterocycl. Chem.* **2005**, *10*, 73; Cheng, Y.; Huang, Z. T.; Wang, M.-X.; *Curr. Org. Chem.* **2004**, *8*, 325; Ferraz, H. M. C.; Pereira, F. L. C.; *Quim. Nova* **2004**, *27*, 89; Negri, G.; Kascheres, C.; Kascheres, A. J.; *J. Heterocyclic Chem.* **2004**, *41*, 461; Kascheres, C. M.; *J. Braz. Chem. Soc.* **2003**, *14*, 945; Elassar, A.-Z. A.; El-Khair, A. A.; *Tetrahedron* **2003**, *59*, 8463.
4. Sydorenko, N.; Hsung, R. P.; Vera, E. L.; *Org. Lett.* **2006**, *8*, 2611; Sydorenko, N.; Hsung, R. P.; Darwish, O. S.; Hanh, J. M.; Liu, J.; *J. Org. Chem.* **2004**, *69*, 6732.
5. Kumler, W. D.; *J. Am. Chem. Soc.* **1940**, *62*, 2560; Albers, H.; Mohler, W.; *Chem. Ber.* **1963**, *96*, 357.
6. Schlessinger, R. H.; Petus, T. R. R.; *J. Org. Chem.* **1994**, *59*, 3246; Schlessinger, R.; Bergstrom, C. P.; *J. Org. Chem.* **1995**, *60*, 16; Schlessinger, R.; Bergstrom, C. P.; *Tetrahedron Lett.* **1996**, *37*, 2133.
7. Cunha, S.; Damasceno, F.; Ferrari, J.; *Tetrahedron Lett.* **2007**, *48*, 5795; Cunha, S.; Bastos, R. M.; Silva, P. O.; Costa, G. A. N.; Vencato, I.; Lariucci, C.; Napolitano, H. B.; Oliveira, C. M. A.; Kato, L.; Silva, C. C.; Menezes, D.; Vannier-Santos, M. A.; *Monatsh. Chem.* **2007**, *138*, 111; Cunha S.; Silva, V. C.; Napolitano, H. B.; Lariucci, C.; Vencato, I.; *J. Braz. Chem. Soc.* **2003**, *14*, 107; Cunha, S.; Rodovalho, W.; Azevedo, N. R.; Mendonça, M. O.; Lariucci, C.; Vencato, I.; *J. Braz. Chem. Soc.* **2002**, *13*, 629; Cunha, S.; Kascheres, A.; *J. Braz. Chem. Soc.* **2001**, *12*, 481.
8. Taylor, G. A.; *Org. Synth. Coll.* **1963**, *4*, 688.
9. Bellina, F.; Rossi, R.; *Synthesis* **2007**, 1887; Bellina, F.; Anselmi, C.; Viel, S.; Mannina, L.; Rossi, R.; *Tetrahedron* **2001**, *57*, 9997
10. Bellina, F.; Anselmi, C.; Viel, S.; Mannina, L.; Rossi, R.; *Tetrahedron* **2003**, *59*, 9001; Bellina, F.; Anselmi, C.; Viel, S.; Mannina, L.; Rossi, R.; *Tetrahedron Lett.* **2001**, *42*, 3851; Bellina, F.; Rossi, R.; *Synthesis* **2002**, 2729; Zhang, J.; Blazecka, P. G.; Belmont, D.; Davidson, J. G.; *Org. Lett.* **2002**, *4*, 4559.
11. Ripka, A.; Shapiro, G.; Chesworth, R.; *WO 2009158473*, **2009**.
12. Spek, A.L.; *J. Appl. Crystallogr.* **2003**, *36*, 7.
13. Wu, J.; Zhang, L.; Gao, K.; *Eur. J. Org. Chem.* **2006**, 5260.
14. Zawisza, A. M.; Muzart, J.; *Tetrahedron Lett.* **2007**, *48*, 6738; Moon, J.; Lee, S.; *J. Organomet. Chem.* **2009**, *648*, 473.
15. Harms, K.; Wocadlo, S.; *XCAD4*, University of Marburg: Germany, 1995; Duisenberg, A. J. M.; Hooft, R. W. W., Schreurs, A. M. M.; Kroon, J.; *J. Appl. Crystallogr.* **2000**, *33*, 893; *EvalCCD* (1990-2000); Blessing, R. H.; *J. Appl. Crystallogr.* **1997**, *30*, 421.
16. Sheldrick, G. M.; *Acta Crystallogr.*, **A 2008**, *64*, 112.

Submitted: July 22, 2010

Published online: October 26, 2010