

## Chemical Constituents of *Aristolochia giberti*

*Alessandra M. Marchesini, Giovana G. Prado, Gisele B. Messiano,  
Marcos B. Machado and Lucia M. X. Lopes\**

*Instituto de Química, Universidade Estadual Paulista, CP 355, 14801-970 Araraquara-SP, Brazil*

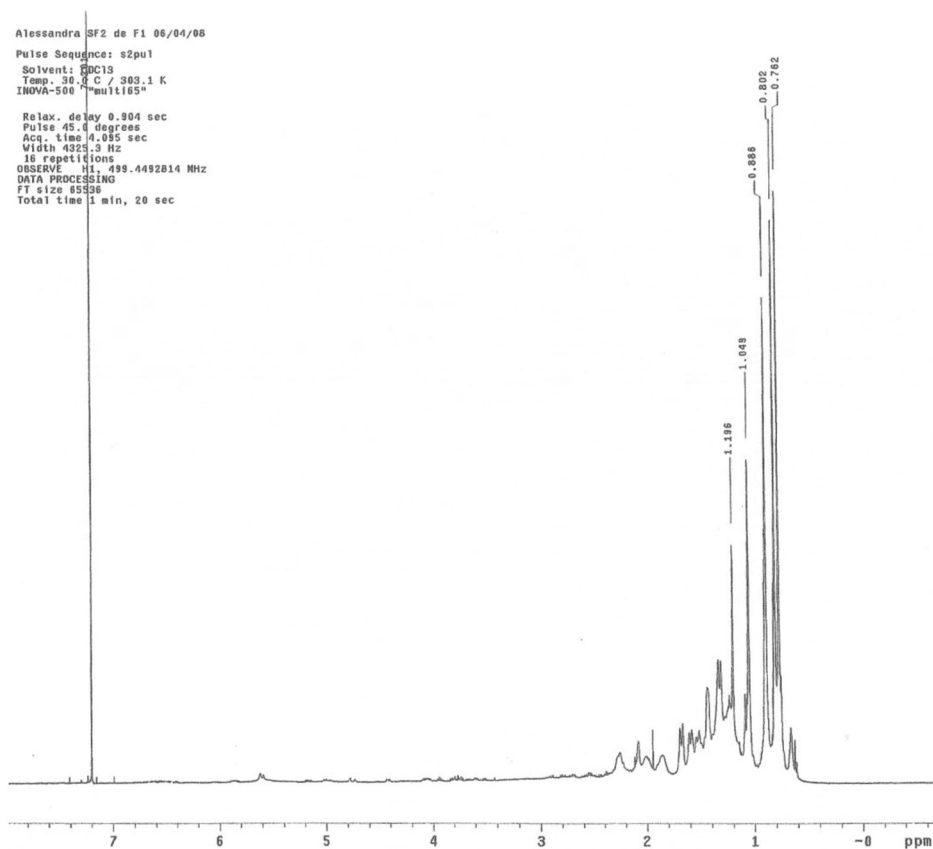


Figure S1. <sup>1</sup>H NMR spectrum of **1** (CDCl<sub>3</sub>, 500 MHz, δ).

\*e-mail: lopesxl@iq.unesp.br

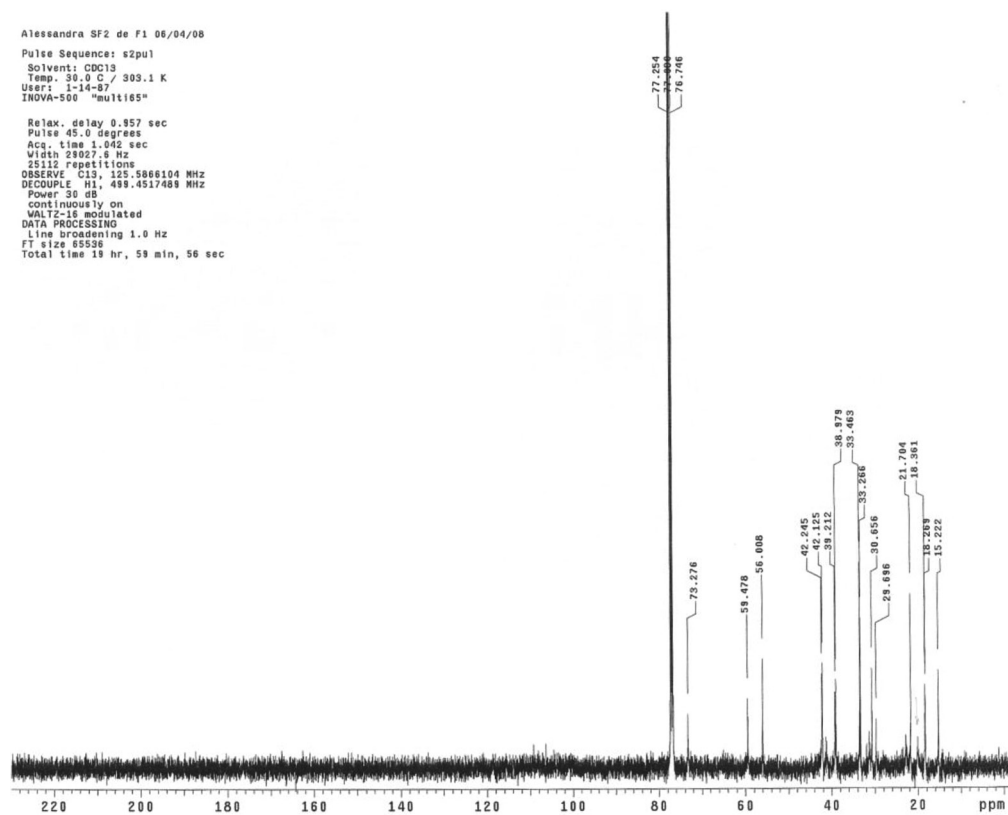


Figure S2.  $^{13}\text{C}$  NMR spectrum of **1** ( $\text{CDCl}_3$ , 126 MHz,  $\delta$ ).

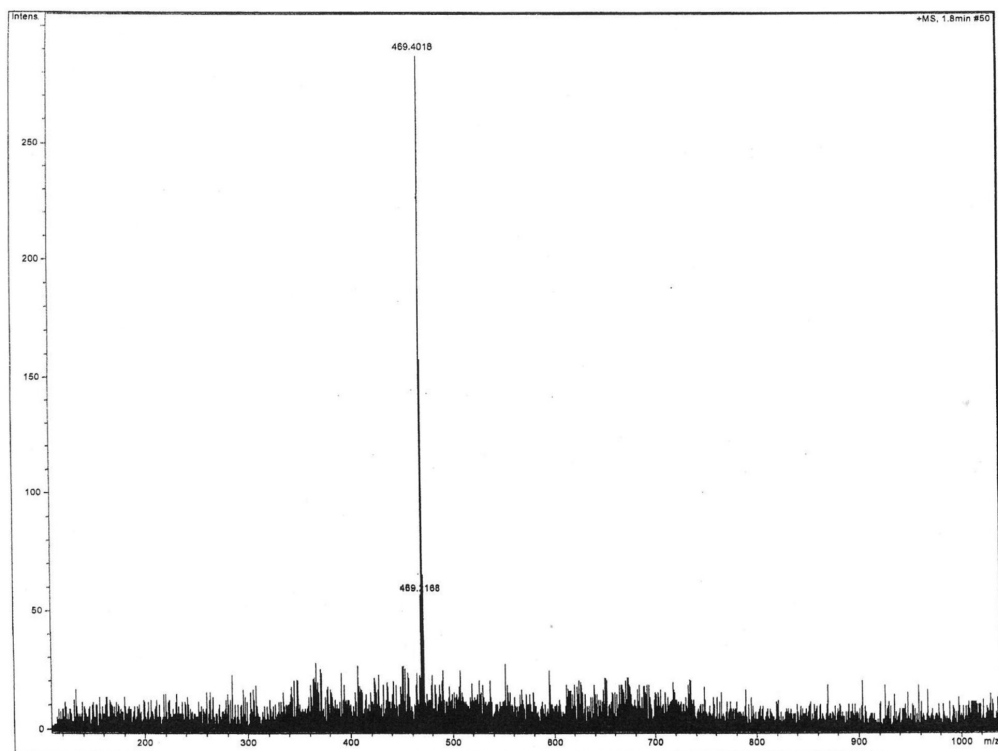


Figure S3. ESI-HR-TOF-MS spectrum of **1**.



**Table S1.** Chemical composition of essential oils of *A. giberti* from Brazil, Argentina, and Paraguay

Variable	I <sup>a</sup> / s	Compound	Species (code) <sup>b-d</sup>									
			SB/ (%)	LB/ (%)	LA-1/ (%)	LA-2/ (%)	SA-1/ (%)	SA-2/ (%)	SA-3 (%)	SA-4 (%)	LP (%)	SP (%)
43	1492	Guaia-3,9-diene	-	1.4	-	-	-	-	-	-	-	-
44	1495	Viridiflorene	-	-	-	-	-	-	-	-	1.3	-
45	1495	Germacrene A	3.5	35.7	-	-	-	-	-	-	-	-
46	1507	Valencene	-	4.2	-	-	-	-	-	-	-	-
47	e	δ-Guaiene	-	-	-	-	-	-	-	-	1.3	-
48	1518	Bicyclogermacrene	-	-	42.2	38.1	7.6	16.5	10.7	9.8	26.8	15.0
49	e	β-Sesquiphellandrene	-	-	-	-	-	-	-	-	4.0	-
50	e	α-Cadinene	-	-	-	-	-	-	-	-	-	2.1
51	1520	γ-Cadinene	-	-	0.9	0.8	0.9	1.7	0.8	0.8	0.5	-
52	1524	δ-Cadinene	0.7	4.3	-	-	-	-	-	-	1.5	1.4
53	e	β-Bisabolene	-	-	-	-	-	-	-	-	0.2	-
54	1541	Elemol	-	-	-	-	-	-	-	-	-	1.7
55	1548	Germacrene B	-	-	-	0.1	-	-	-	-	0.4	0.8
56	1556	<i>trans</i> -Nerolidol	-	-	-	-	0.2	0.2	0.2	0.3	17.5	7.1
57	1569	Spathulenol	5.3	11.7	7.4	12.8	3.0	3.1	2.2	2.5	3.4	7.3
58	1575	(-)-β-Caryophyllene oxide	3.1	1.9	-	-	-	-	-	-	-	-
59	e	γ-eudesmol	-	-	-	-	-	-	-	-	-	0.7
60	1579	Globulol	-	-	-	-	-	-	-	-	0.6	-
61	1582	Viridiflorol	-	-	-	-	-	-	-	-	-	0.9
62	e	Hedycaryol	-	-	-	-	-	-	-	-	-	2.1
63	1625	β-Eudesmol	-	-	-	-	-	-	-	-	-	1.0
64	1631	α-Eudesmol	-	-	-	-	-	-	-	-	-	0.7
65	1645	α-Cadinol	-	1.9	-	-	-	-	-	-	0.5	0.4
66	1660	τ-Muurolol	-	-	-	-	-	-	-	-	-	0.5
67	1674	Bulnesol	1.9	-	-	-	-	-	-	-	-	-
68	2068	Aristolactone	-	-	7.7	9.9	3.2	1.6	2.2	5.8	-	-
		Total	100.1	100.2	77.8	80.3	87.3	90.0	92.7	93.0	81.2	80.5
		Terpenoids										
		Monoterpene hydrocarbons	78.3	0.0	0.5	1.4	60.2	45.6	64.3	61.2	0.6	21.1
		Oxygenated monoterpenes	1.2	0.0	0.1	0.1	1.0	0.8	1.0	1.0	0.0	1.4
		Sesquiterpene hydrocarbons	10.3	84.7	62.1	56.1	19.0	38.2	22.1	21.5	58.6	35.6
		Oxygenated sesquiterpenes	10.3	15.5	15.1	22.7	6.4	4.9	4.6	8.6	22.0	22.4
		Aromatics										
		Others/unknown	0.0	0.0	0.0	0.0	0.7	0.5	0.7	0.7	0.0	0.0

<sup>a</sup>I: Linear retention index; <sup>b</sup>For abbreviations of oils, see Table 2; <sup>c</sup>Data from reference 10; <sup>d</sup>Data from reference 11; <sup>e</sup>Data not available.