

Lipase-Mediated Dynamic Kinetic Resolution of 1-Phenylethanol Using Niobium Salts as Racemization Agents

Vanessa M. Higa,^{1a} Willian S. Rocha,^{2b} Mirela Inês de Sairre^a and Álvaro T. Omori^{1b}*^a

^aCentro de Ciências Naturais e Humanas, Universidade Federal do ABC, 09210-580 Santo André-SP, Brazil

^bDepartamento de Química Orgânica, Instituto de Química, Universidade Federal Rural do Rio de Janeiro, 23890-000 Rio de Janeiro-RJ, Brazil

In this work, a racemization method of (*S*)-1-phenylethanol by niobium salts was developed. Among the salts available, the niobium phosphate hydrate ($\text{NbOPO}_4 \cdot n\text{H}_2\text{O}$) reduced the enantiomeric excess (*ee*) of the chiral alcohol from 95 to 0% after 24 h at 60 °C in toluene. This new racemization agent was combined with a lipase (CALB) in order to achieve a chemoenzymatic dynamic kinetic resolution (DKR). Experiments demonstrated that the DKR process is feasible and the corresponding (*R*)-1-phenylethyl acetate was obtained with 92% conversion and 85% *ee*.

Keywords: niobium, dynamic kinetic resolution, biocatalysis, racemization agent

Introduction

Enantiomerically enriched alcohols are important building blocks in the synthesis of several chiral biologically active compounds for pharmaceuticals, agrochemicals, food products.¹ In the literature, the chromatographic separation of racemates,² the chemo- and biocatalytic stereoselective reduction from ketones³ and the kinetic resolution (KR)⁴ of secondary alcohols are examples of methodologies that have been explored for their preparation.

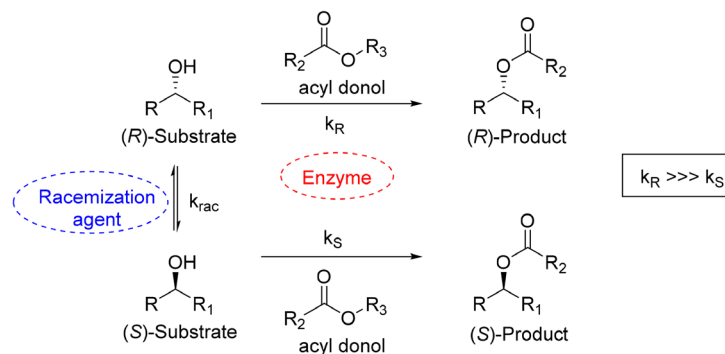
Among the biocatalytic methods to obtain such chiral secondary alcohols, the enzymatic KR is one of the most used methods.⁵ From a synthetic point of view, the factors that make the resolution quite attractive are the availability of enzymes (hydrolases), the possibility of reaction in organic media and the high rates of selectivity and activity towards a wide range of substrates. The kinetic resolution of racemic secondary alcohols in organic media is promoted through an enzyme-catalyzed enantioselective acylation of one enantiomer of the racemic mixture in the presence of an acyl donor.⁶

Lipases are the most used biocatalysts in this transesterification reaction.^{7,8} The ester formed is optically active which can be hydrolyzed to the enantiopure alcohol. However, the main disadvantage of kinetic resolution is the maximum conversion of 50% since one of the enantiomers is reacted more quickly than the other. In order to circumvent the yield issue, the addition of a racemization

agent in the resolution is an attractive method. This process is called dynamic kinetic resolution (DKR) and combines the enzyme-catalyzed kinetic resolution (KR) with the *in situ* racemization, providing the product as a single enantiomer in up to 100% yield (Scheme 1).⁹

The racemization agents have the function of racemize the chiral unreacted reagent and are extensively investigated.² In the review article by Verho and Bäckvall,⁵ there are examples of metal complexes of Pd, Rh, Ir, Ru and V that have already been tested on various secondary alcohols. Metal salts have also shown the ability to racemize chiral alcohols. VOSO_4 , for example, has been used successfully in combination with the enzyme CALB in the DKR of some secondary alcohols.¹⁰ According to the authors, the racemization mechanism using vanadium salts is through the formation of benzyl carbocation, differently from the catalytic cycle of oxidation and reduction (e.g., the Shvo catalyst).³ A disadvantage of most commercial racemization agents is their high cost, making their availability difficult. The Shvo catalyst,¹¹ for example, is one of the most well-known catalysts used in racemization reactions, it costs around R\$ 4.106,00 per 500 milligrams.¹² In addition, many of these racemization catalysts need strong basic conditions or high heating to be activated, which can be considered a difficulty to be faced, considering that these conditions can inhibit enzymatic activity.² In the case of VOSO_4 , dynamic kinetic resolution was only possible with the use of long chain esters as a transesterification agent and at relatively high temperatures (80 °C).³ Despite several reports in literature on DKR, there are still challenges to overcome

*e-mail: alvaro.omori@ufabc.edu.br



Scheme 1. Dynamic kinetic resolution.

in this field such as compatibility of racemization agents with enzymes and environmental issues, high cost and the harsh conditions which can be harmful to enzymes.

A metal that has aroused local interest is niobium, since Brazil has 98% of the world's reserve of this metal.¹³ The niobium compounds have several applications in various organic reactions and therefore should not be overlooked.¹⁴ The most commonly used niobium compound as efficient Lewis acid is niobium pentachloride (NbCl_5). A variety of applications of NbCl_5 in organic synthesis have been reported, for example, in Diels-Alder reactions, multicomponent reactions (MCR), one-pot reactions, among others.^{15,16} Furthermore, the niobium oxide salts (NbOX) are also interesting for synthetic purposes. For instance, niobium pentoxide (Nb_2O_5) is considered a useful catalyst for oxidation and dehydration reactions, rearrangements and photocatalysis.¹⁶ Niobium phosphate (NbOPO_4) catalyzes esterification reactions,¹⁷ the synthesis of quinoline derivatives¹⁸ and lactic acid.¹⁹ The use of ammonium niobium oxalate is more recent and has proved to be an efficient catalyst for the synthesis of 2-arylbenzothiazoles and 3-aryl-2*H*-benzo[*b*] [1,4]benzoxazin-2-ones,²⁰ as well as for the synthesis of 3-arylquinoxalin-2(1*H*)-ones.²¹

In a comparative way, still regarding the use of vanadium salts as a racemization agent, we believe that the use of niobium salts could play the same role. According to the literature, there are similarities in terms of oxophilicity²² and acidity (already mentioned use as Lewis acid). Also, there are precedents that the mechanism of formation of benzyl carbocation seen with vanadium salts, could happen with niobium salts. Yadav *et al.*²³ reported the nucleophilic substitution reactions of benzylic alcohols catalyzed by NbCl_5 , probably by a carbocation mechanism. To the best of our knowledge, there is no report on the use of these Nb compounds in the racemization process in DKR. Thus, this work reports the dynamic kinetic resolution of secondary alcohols using niobium catalyst as a racemization agent.

Experimental

General

Solvents were purchased from Synth (reagent grade, Diadema, Brazil) and used without further purification. Lipase B (CALB) from *Candida antarctica* lipase (Novozym-435) was purchased from Sigma-Aldrich (St. Louis, USA). Niobium salts ($\text{NbOPO}_4 \cdot n\text{H}_2\text{O}$, $\text{Nb}_2\text{O}_5 \cdot n\text{H}_2\text{O}$, NbCl_5 and $\text{NH}_4[\text{NbO}(\text{C}_2\text{O}_4)_x(\text{H}_2\text{O})_x] \cdot n\text{H}_2\text{O}$) was gently donated by Companhia Brasileira de Metalurgia e Mineração (CBMM) (Araxá, Brazil) through Prof Mirela Inês de Sairre (UFABC-CCNH). Mixing and heating of Falcon and glass tubes were made in a Thermomixer® (Eppendorf, Hamburg, Germany). Analytical thin-layer chromatography (TLC) was performed with aluminum-backed silica plates coated with a 0.25 mm thickness of silica gel 60 F254 (Merck, Darmstadt, Germany), exposure to vanillin or potassium permanganate solution and heating. Column chromatography separations were followed using 35-70 mm (240-400 mesh) silica gel purchased from Sigma-Aldrich (St. Louis, USA). Chiral gas chromatography with flame ionization detection (GC-FID) analyses were recorded on a 450-GC (Varian, Palo Alto, USA) with a Chiralsil-Dex CB β -cyclodextrin (25 m \times 0.25 mm) column using H_2 as the carrier gas. Analysis method for chiral GC to determine the enantiomeric excess (*ee*) values of 1-phenylethanol was adopted from the literature, and the respective retention times are in agreement with the expected results described by Costa and Omori.²⁴ The enantiomeric excess of 1-phenylethanol was calculated according to equation: $[(E_1 - E_2)/(E_1 + E_2)] \times 100$, where E_1 and E_2 are the amount of enantiomers as determined by chiral GC analyses.

Synthesis of (*rac*)-1-phenylethanol

Synthesis of 1-phenylethanol for GC standard was prepared by reduction of the corresponding acetophenone with sodium borohydride in methanol. To a stirred solution

of acetophenone (13.9 mmol, 1.67 g) in methanol (50 mL) at 0 °C, sodium borohydride (13.9 mmol, 529 mg) was added portion wise. After 20 min, the solvent was removed under reduced pressure and the crude product was suspended in ethyl acetate (100 mL). The organic phase was then washed (3 × 50 mL) with saturated solution of ammonium chloride. The organic phase was dried with anhydrous Na₂SO₄, filtered and concentrated under reduced pressure. After GC analysis, the product was applied without further purification.

Enzymatic kinetic resolution of 1-phenylethanol²⁵

To a solution of racemic 1-phenylethanol (**1**) (13.5 mmol, 1.642 g) in hexane (80 mL), CALB lipase (250 mg) was added followed by a dropwise addition of vinyl acetate (27 mmol, 2.35 mL). The reaction was kept under orbital stirring at 180 rpm for 4 h. After filtration, the organic phase was concentrated under reduced pressure. The crude product was purified by column chromatography using hexane/ethyl acetate (9:1) as eluent. (*R*)-1-Phenylethyl acetate (**2**) (959 mg, isolated yield: 43%) (*S*)-1-phenylethanol (679 mg, isolated yield: 41%).

General procedure for racemization of (*S*)-1-phenylethanol

The corresponding niobium salt (50 mg) (Tables 1 to 4) was added in a 15 mL Falcon tube containing alcohol (*S*)-1-phenylethanol (0.24 mmol) dissolved in 6 mL of an appropriate solvent. The reaction was kept under stirring and heating for the time indicated (Tables 1 to 4). 100 μL aliquots for GC analysis were collected after 3, 6 and 24 h of reaction and diluted with 100 μL ethyl acetate in a 1.5 mL microtube. Chromatograms from chiral GC analysis were used to calculate conversion and enantiomeric excess (*ee*) values.

General procedure for DKR reaction

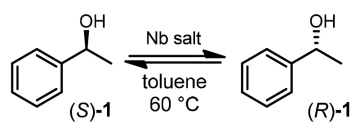
In a 15 mL glass tube with screw top cap, the lipase (10 mg) and the niobium salt (50 mg) were inserted into the tube separated by thin cotton layers. At the end, a solution of racemic 1-phenylethanol (0.24 mmol, 30 mg) in toluene (6 mL) was added followed by vinyl acetate (1 mmol, 86 mg). The tube was closed and the reaction was stirred at 700 rpm at 60 °C. Aliquots were collected after the time indicated in the Tables 5 and 6. Chromatograms from chiral GC analysis were used to calculate conversion and *ee* values.

Results and Discussion

Racemization reaction

Initially, we focused on the optimization of conditions for the racemization of chiral 1-phenylethanol. For this purpose, four available niobium salts were screened for their activity with compound **1** in toluene at 60 °C. The enantiomeric excesses of **1** were measured after 3 and 24 h, and the results are summarized in Table 1.

Table 1. Racemization of (*S*)-1-phenylethanol (**1**) using Nb salts^a



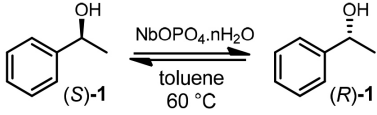
| entry | Nb salt | <i>ee</i> of 1 after 3 h ^b / % | <i>ee</i> of 1 after 24 h ^b / % |
|-------|---|--|---|
| 1 | none | 96 | 94 |
| 2 | NbOPO ₄ .nH ₂ O | 50 | 0 |
| 3 | Nb ₂ O ₅ .nH ₂ O | 96 | 94 |
| 4 | NbCl ₅ | 46 | – ^c |
| 5 | NH ₄ [NbO(C ₂ O ₄)(H ₂ O) _x].nH ₂ O | 94 | 76 |

^a(*S*)-1-Phenylethanol (0.24 mmol), Nb salt (50 mg) in toluene (6 mL) were stirred (700 rpm) at 60 °C; ^benantiomeric excess (*ee*) was determined by chiral GC analysis; ^cno peaks of 1-phenylethanol was detected.

Among all Nb salts examined, NbOPO₄.nH₂O showed the highest activity for the racemization of (*S*)-1-phenylethanol, giving 0% *ee* in 24 h of reaction (Table 1, entry 2). Possible byproduct formation was observed in the reaction using NbCl₅. In this case, GC analysis after 24 h did not indicate the presence of starting material (entry 4). NbCl₅ hydrolyzes rapidly in contact with moisture, releasing HCl in the medium which may have contributed to possible 1-phenylethanol dehydration and styrene formation.²⁶ This screening result corroborates with the higher catalytic activity of niobium phosphates observed by Bassan *et al.*²⁷ The authors also pointed that niobium phosphate presents higher concentration of Brønsted acid sites than the niobium oxide. The niobium oxide phosphate hydrate (NbOPO₄.nH₂O) was then selected for further investigation.

Next, the effect of catalyst amount was evaluated in the racemization of (*S*)-1-phenylethanol catalyzed by niobium phosphate. Catalyst loadings from 10 to 200 mg were selected and the results were presented in Table 2.

A small decrease of *ee* was observed when 10 mg of niobium phosphate was used (Table 2, entry 1) even after 24 h of reaction, indicating the necessity of higher quantities. The amount of 50 mg of niobium phosphate

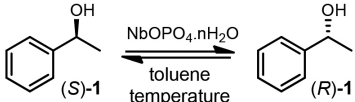
Table 2. Racemization of (*S*)-1-phenylethanol (**1**) varying the quantity of NbOPO₄·nH₂O^a


| entry | NbOPO ₄ ·nH ₂ O / mg | <i>ee</i> of 1 after 3 h ^b / % | <i>ee</i> of 1 after 6 h ^b / % | <i>ee</i> of 1 after 24 h ^b / % |
|-------|--|--|--|---|
| 1 | 10 | 88 | 84 | 78 |
| 2 | 50 | 50 | 33 | 0 |
| 3 | 100 | 12 | 0 | 1 ^c |
| 4 | 150 | 6 | 2 | 6 ^c |
| 5 | 200 | 0 | 1 | 14 ^c |

^a(*S*)-1-Phenylethanol (0.24 mmol), NbOPO₄·nH₂O in toluene (6 mL) were stirred (700 rpm) at 60 °C; ^benantiomeric excess (*ee*) was determined by chiral GC analysis; ^cunknown byproduct formation.

was chosen for further experiments. Besides the high activity with 100 mg of catalyst (entry 3), the reaction mixture presented a slurry aspect which could also compromise the DKR setup. Also, above the amount of 50 mg, we noticed the formation of a byproduct after 24 h of reaction (entries 3 to 5). In order to detect possible interferences in the reaction, we observed later that this byproduct is generated from the plastic Falcon tube in contact with warm toluene. Indeed, further tests with glass tubes indicated that there is no formation of this byproduct.

Next step was to evaluate the ideal temperature for the racemization. In this case, the reaction was conducted at 20, 40 and 60 °C. The results are summarized in Table 3.

Table 3. Racemization of (*S*)-1-phenylethanol (**1**) using NbOPO₄·nH₂O, in different temperatures^a


| entry | Temperature / °C | <i>ee</i> of 1 after 3 h ^b / % | <i>ee</i> of 1 after 6 h ^b / % | <i>ee</i> of 1 after 24 h ^b / % |
|-------|------------------|--|--|---|
| 1 | 20 | > 98 | > 98 | > 98 |
| 2 | 40 | 96 | 96 | 86 |
| 3 | 60 | 50 | 33 | 0 |

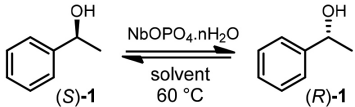
^a(*S*)-1-Phenylethanol (0.24 mmol), NbOPO₄·nH₂O (50 mg) in toluene (6 mL) were stirred (700 rpm); ^benantiomeric excess (*ee*) was determined by chiral GC analysis.

The enantiomeric excess of the reaction at 60 °C (entry 3) was smaller than the reactions at 20 and 40 °C (entries 1 and 2). As expected, the heating affects the reaction kinetics and thus the temperature at 60 °C was

preferred for subsequent reactions. Reactions above 60 °C were not conducted for safety issues since the solvent used is volatile and to avoid energy waste. Besides, very high temperatures can compromise the efficiency of the lipases to be tested in DKR.

In a recent report by Milagre and co-workers,²⁸ the VOSO₄ catalyzed racemization of (*S*)-1-phenylethanol is faster at 80 °C but a byproduct formation was also observed. They concluded that decreasing the temperature resulted in better selectivity.

The effect of the solvent was also evaluated in the racemization of (*S*)-**1**. Using the optimized conditions (60 °C, 50 mg of NbOPO₄·nH₂O), five common solvents for DKR were tested (Table 4).

Table 4. Racemization of (*S*)-1-phenylethanol (**1**) using NbOPO₄·nH₂O, in different solvents^a


| entry | Solvent | <i>ee</i> of 1 after 3 h ^b / % | <i>ee</i> of 1 after 6 h ^b / % | <i>ee</i> of 1 after 24 h ^b / % |
|-------|---------------|--|--|---|
| 1 | toluene | 76 | 56 | 42 |
| 2 | hexane | 88 | 73 | 71 |
| 3 | 1,4-dioxane | > 98 | > 98 | > 98 |
| 4 | diethyl ether | 98 | – ^c | – ^c |
| 5 | THF | > 98 | – ^c | – ^c |

^a(*S*)-1-Phenylethanol (4.8 μL), solvent (1 mL), NbOPO₄·nH₂O (8 mg) were stirred (700 rpm) at 60 °C; ^benantiomeric excess (*ee*) was determined by chiral GC analysis; ^c*ee* not measured due to evaporation. THF: tetrahydrofuran.

The control reaction (entry 1) gave undesired high values of *ee*. We attribute this lower performance due to lower reaction scale (less than 5 μL of starting material was used). Differently from toluene, the other solvents tested in this screening gave poor results. In the case of tetrahydrofuran (THF) and diethyl ether, we faced difficulties to maintain the solvent at 60 °C. Besides, based on the inertness with dioxane, we believe the oxygenated solvents are not suitable due to the oxyphilic character of niobium. Thus, we chose toluene not only because of the high boiling point but also because it provided the best performance of the deracemization reaction.

DKR reaction

With the optimized racemization conditions in hands, the next step was to provide a suitable setup for DKR using niobium phosphate as a racemization catalyst.

CALB (Novozym-435) was the lipase of choice because of the high reproducibility and the vast literature applying this enzyme for resolution of 1-phenylethanol.²⁹ Initial attempts for DKR reaction were carried out mixing all reagents (*rac*-1-phenylethanol, CALB, niobium phosphate, vinyl acetate and toluene) in a glass tube. In this case, only traces of the desired acetate were observed even after 6 h of reaction.

To verify a possible inhibition of the biocatalyst by the niobium salt, another experiment was carried out with the lipase and NbOPO₄ in different glass flask and the reaction medium (supernatant) was transferred from time to time from one flask to another. The results are summarized in Table 5.

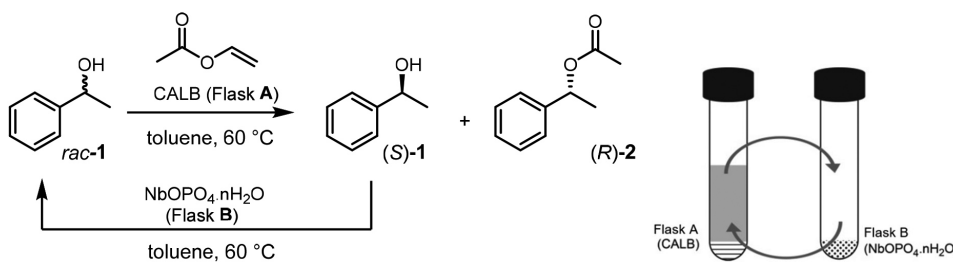
According to the Table 5, it is evident that the combination of both reactions (racemization and kinetic resolution) is feasible and the niobium salt is reusable. However, due to the long reaction time for racemization, it was necessary 74 h to achieve the desired chiral acetate (*R*)-**2** in 92% of conversion and 83% *ee* (entry 14). This long reaction time is associated to the fact both reactions occurred separately. Nevertheless, similarly to Wuyts *et al.*¹⁰ and Milagre and co-workers²⁸ reports, this result shows a

direct evidence for the necessity to physically separate the lipase and the niobium oxide phosphate hydrate.

In order to decrease the reaction time and simultaneously maintain the separation of the catalysts, a different setup was necessary. Attempts to use an inner glass tube filled with one of the catalysts capped with cotton caused leak issues. Thus, a setup similar to a fixed bed system developed by Souza and co-workers³⁰ was adapted. In this case, both the CALB and the NbOPO₄ were added separated by thin cotton layers at the bottom of a single reaction tube. The results are summarized in Table 6. Two different flasks were prepared, flasks A and B, which the sequence of the CALB and NbOPO₄ were alternated.

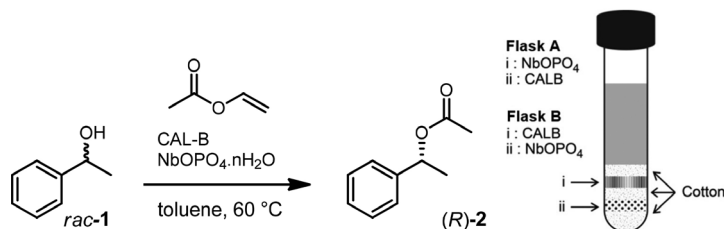
Considering the first 4 h of reaction, the flask B produced more (*R*)-1-phenylethyl acetate (**2**) than flask A. However, after 6 h the conversion to compound **2** is higher in flask A. Since the enzymatic resolution is faster than the racemization, we presume when the lipase is in the upper layer, the enzymatic resolution prevails since the enantiomeric excess of the 1-phenylethanol is relatively higher during the reaction. On the other hand, when the niobium salt is in the upper layer, the enantiomeric excess

Table 5. Chromatographic yields of DKR reaction with both catalysts separated in two glass flasks^a



| No. | Reaction time / h | Reaction time duration in flask A / h | Reaction time duration in flask B / h | (<i>R</i>)- 1 / % | (<i>S</i>)- 1 / % | (<i>S</i>)- 2 / % | (<i>R</i>)- 2 / % | Byproduct / % |
|-----|-------------------|---------------------------------------|---------------------------------------|----------------------------|----------------------------|----------------------------|----------------------------|---------------|
| 1 | 0-1 | 1 | – | 6 | 44 | 1 | 50 | – |
| 2 | 1-2 | 1 | – | 2 | 43 | 1 | 54 | – |
| 3 | 2-3 | 1 | – | – | 43 | 1 | 56 | – |
| 4 | 3-6 | 3 | – | 0 | 42 | 1 | 57 | – |
| 5 | 6-24 | – | 18 | 15 | 16 | 4 | 65 | – |
| 6 | 24-25 | 1 | – | 6 | 14 | 4 | 70 | 6 |
| 7 | 25-26 | 1 | – | 2 | 15 | 4 | 74 | 5 |
| 8 | 26-27 | 1 | – | < 1 | 15 | 4 | 75 | 6 |
| 9 | 27-48 | – | 21 | 5 | 6 | 6 | 77 | 6 |
| 10 | 48-49 | 1 | – | 3 | 5 | 6 | 78 | 6 |
| 11 | 49-50 | 1 | – | 2 | 6 | 7 | 79 | 7 |
| 12 | 50-51 | 1 | – | 1 | 5 | 6 | 69 | 5 |
| 13 | 51-72 | – | 21 | 2.5 | 2.5 | 8 | 80 | 7 |
| 14 | 72-74 | 2 | – | 0.5 | 1.5 | 8 | 84 | 6 |

^aReaction conditions: (*S*)-1-phenylethanol (30 mg), toluene (6 mL), NbOPO₄.nH₂O (50 mg), vinyl acetate (86 mg), 700 rpm at 60 °C.

Table 6. Chromatographic yields of DKR reaction with both catalysts separated by thin cotton layer in a single bottom glass flask^a

| time / h | Flask | (R)-1 / % | (S)-1 / % | (S)-2 / % | (R)-2 / % | ee (R)-2 / % | Byproduct / % |
|----------|-------|-----------|-----------|-----------|-----------|--------------|---------------|
| 1 | A | 37 | 50 | 1 | 9 | 80 | 2 |
| | B | 18 | 45 | 1 | 33 | 94 | 2 |
| 2 | A | 30 | 46 | 1 | 19 | 90 | 4 |
| | B | 9 | 43 | 1 | 45 | > 95 | 2 |
| 4 | A | 16 | 39 | 2 | 41 | 91 | 2 |
| | B | 4 | 42 | 1 | 51 | > 95 | 1 |
| 6 | A | 6 | 28 | 3 | 59 | 90 | 2 |
| | B | 2 | 38 | 2 | 56 | 93 | 3 |
| 24 | A | < 1 | 7 | 7 | 85 | 85 | 2 |
| | B | < 1 | 18 | 5 | 75 | 88 | 2 |

^aReaction conditions: (S)-1-phenylethanol (30 mg), toluene (6 mL), NbOPO₄.nH₂O (50 mg), vinyl acetate (86 mg), 700 rpm at 60 °C. *ee*: enantiomeric excess.

of the starting material is maintained relatively low all over the reaction.

After 24 h, we obtained the same result to the last setup (92% conversion and 85% *ee*). Both flasks furnished the desired acetate in excellent value of conversion and good enantiomeric excess. Nonetheless, the flask A was considered a better setup because we could isolate 25 mg of crude product after solvent removal, while for flask B, we obtained only 5 mg.

In comparison to the DKR reactions published using VOSO₄,^{10,27} this long time (24 h) presented in this work would suggest a drawback. However, the use of NbOPO₄ as racemizing reagent gave better values of conversion and *ee* with vinyl acetate as acyl donor.

Conclusions

In conclusion, this new intriguing reactivity of niobium phosphate reinforces the strategic importance of continuing to investigate this important metal, considered almost exclusive in the Brazilian territory. Similar reactivity with vanadium in racemization of (S)-1-phenylethanol was observed. More studies regarding the substrate tolerance, benzyl cation mechanism, acyl donor influence and scalability are ongoing in our research group.

Supplementary Information

Supplementary information (chromatograms from chiral GC analysis) is available free of charge at <http://jbcs.sbq.org.br> as PDF file.

Acknowledgments

We express our gratitude to FAPESP (grant ID is 2017/18007-2) for financial support.

References

- Calcaterra, A.; D'Acquarica, I.; *J. Pharm. Biomed. Anal.* **2018**, *147*, 323; Jeschke, P.; *Pest Manage. Sci.* **2018**, *74*, 2389.
- Shen, J.; Okamoto, Y.; *Chem. Rev.* **2016**, *116*, 1094.
- Ni, Y.; Xu, J.-H.; *Biotechnol. Adv.* **2012**, *30*, 1279.
- Pellissier, H.; *Adv. Synth. Catal.* **2011**, *353*, 1613.
- Verho, O.; Bäckvall, J.-E.; *J. Am. Chem. Soc.* **2015**, *137*, 3996.
- Chen, B.; Souza, F. Z. R.; *RSC Adv.* **2019**, *9*, 2102.
- Gotor-Fernández, V.; Brieva, R.; Gotor, V.; *J. Mol. Catal. B: Enzym.* **2006**, *40*, 111.
- Carvalho, A. C. L. M.; Fonseca, T. S.; de Mattos, M. C.; de Oliveira, M. D. F.; de Lemos, T. L. G.; Molinari, F.; Romano, D.; Serra, I.; *Int. J. Mol. Sci.* **2015**, *16*, 29682.
- de Miranda, A. S.; Miranda, L. S. M.; de Souza, R. O. M. A.; *Biotechnol. Adv.* **2015**, *33*, 372.
- Wuyts, S.; Wahlen, J.; Jacobs, P. A.; de Vos, D. E.; *Green Chem.* **2007**, *9*, 1104.
- Conley, B. L.; Pennington-Boggio, M. K.; Boz, E.; Williams, T. J.; *Chem. Rev.* **2010**, *110*, 2294.
- <https://www.sigmaaldrich.com/catalog/product/aldrich/66828> 1?lang=pt®ion=BR, accessed in March 2021.
- Alves, A. R.; Coutinho, A. R.; *Mater. Res.* **2015**, *18*, 106.
- Lacerda, V.; dos Santos, D. A.; da Silva, L. C.; Greco, S. J.; dos Santos, R. B.; *Aldrichimica Acta* **2012**, *45*, 19; Satoh, Y.; Obora, Y.; *Eur. J. Org. Chem.* **2015**, 5041.

15. Rodrigues, S. M. M.; Previdi, D.; Baviera, G. S.; Matias, A. A.; Donate, P. M.; *Synthesis* **2019**, *51*, 4498.
16. Arpini, B. H.; Bartolomeu, A. A.; Andrade, C. K. Z.; Silva-Filho, L. C.; Lacerda, V.; *Curr. Org. Synth.* **2015**, *12*, 570.
17. Rade, L. L.; Lemos, C. O. T.; Barrozo, M. A. S.; Ribas, R. M.; Monteiro, R. S.; Hori, C. E.; *Renewable Energy* **2019**, *131*, 348.
18. Jin, J.; Guidi, S.; Abada, Z.; Amara, Z.; Selva, M.; George, M. W.; Poliakoff, M.; *Green Chem.* **2017**, *19*, 2439.
19. Wang, X.; Song, Y.; Huang, C.; Wang, B.; *Sustainable Energy Fuels* **2018**, *2*, 1530.
20. Penteadó, F.; Vieira, M. M.; Perin, G.; Alves, D.; Jacob, R. G.; Santi, C.; Lenardão, E. J.; *Green Chem.* **2016**, *18*, 6675.
21. Ebersol, C.; Rocha, N.; Penteadó, F.; Silva, M. S.; Hartwig, D.; Lenardão, E. J.; Jacob, R. G.; *Green Chem.* **2019**, *21*, 6154.
22. Kepp, K. P.; *Inorg. Chem.* **2016**, *55*, 9461.
23. Yadav, J. S.; Bhunia, D. C.; Krishna, K. V.; Srihari, P.; *Tetrahedron Lett.* **2007**, *48*, 8306.
24. Costa, M. R.; Omori, A. T.; *Food Technol. Biotechnol.* **2017**, *55*, 231.
25. Omori, A. T.; Assis, L. F.; Andrade, L. H.; Comasseto, J. V.; Porto, A. L. M.; *Tetrahedron: Asymmetry* **2007**, *18*, 1048.
26. Bertero, N. M.; Trasarti, A. F.; Apesteuguía, C. R.; Marchi, A. J.; *Appl. Catal., A* **2013**, *458*, 28.
27. Bassan, I. A. L.; Nascimento, D. R.; Gil, R. A. S. S.; Silva, M. I. P.; Moreira, C. R.; Gonzalez, W. A.; Faro Jr., A. C.; Onfroy, T.; Latchter, E. R.; *Fuel Process. Technol.* **2013**, *106*, 619.
28. Almeida, L. A.; Marcondes, T. H.; Milagre, C. D. F.; Milagre, H. M. S.; *ChemCatChem* **2020**, *12*, 2849.
29. Enantioselective acylation of 1-phenylethanol with vinyl acetate in the presence of CALB is considered a model reaction for alcohol resolution, see de los Ríos, A. P.; van Ranjwijk, F.; Sheldon, R. A.; *Green Chem.* **2012**, *14*, 1584; Mittersteiner, M.; Machado, T. M.; de Jesus, P. C.; Brondani, P. B.; Scharf, D. R.; Wendhausen Jr., R.; *J. Braz. Chem. Soc.* **2017**, *28*, 1185.
30. Miranda, A. S.; Silva, M. V. M.; Dias, F. C.; Souza, S. P.; Leão, R. A. C.; Souza, R. O. M. A.; *React. Chem. Eng.* **2017**, *2*, 375.

Submitted: April 11, 2021

Published online: June 14, 2021

