

Supplementary Information

HR-MAS NMR for Rapid Identification of Illicit Substances in Tablets and Blotter Papers Seized by Police Department

Luciano F. Souza,^{a,b} Tarcísio S. Vieira,^{a,c} Glaucia B. Alcantara^d and Luciano M. Lião^{*a}

^aInstituto de Química, Universidade Federal de Goiás, Av. Esperança, s/n, Campus Samambaia, 74690-900 Goiânia-GO, Brazil

^bInstituto de Criminalística Leonardo Rodrigues, Superintendência da Polícia Técnico-Científica do Estado de Goiás, 74425-030 Goiânia-GO, Brazil

^cInstituto Federal do Tocantins, Campus Araguatins, Povoado Santa Teresa, km 05, Zona Rural, 75950-000 Araguatins-TO, Brazil

^dInstituto de Química, Universidade Federal de Mato Grosso do Sul, CP 549, 79070-900 Campo Grande-MS, Brazil

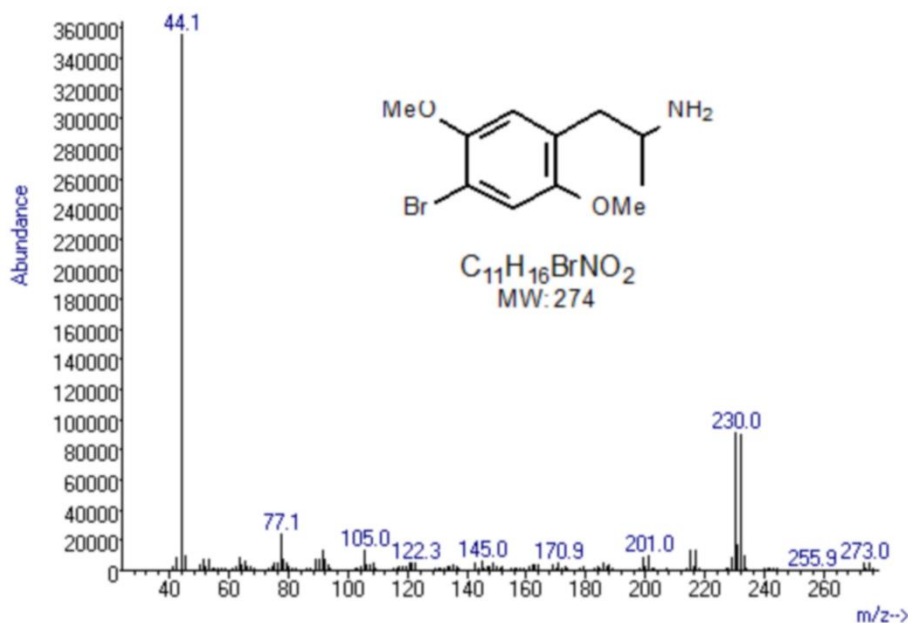


Figure S1. MS spectrum of blotter paper extract showing the presence of DOB.

*e-mail: lucianoliao@ufg.br

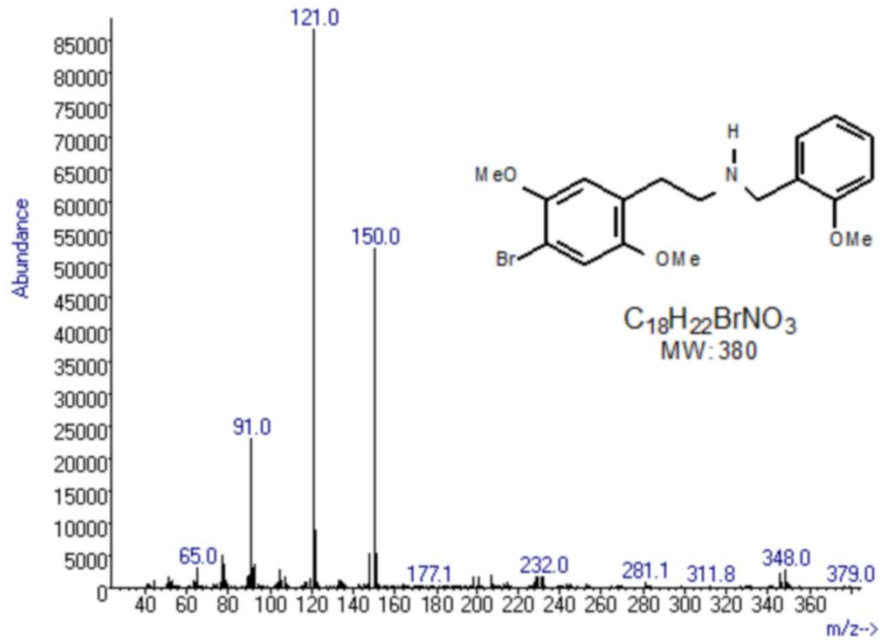


Figure S2. MS spectrum of blotter paper extract showing the presence of 25B-NBOMe.

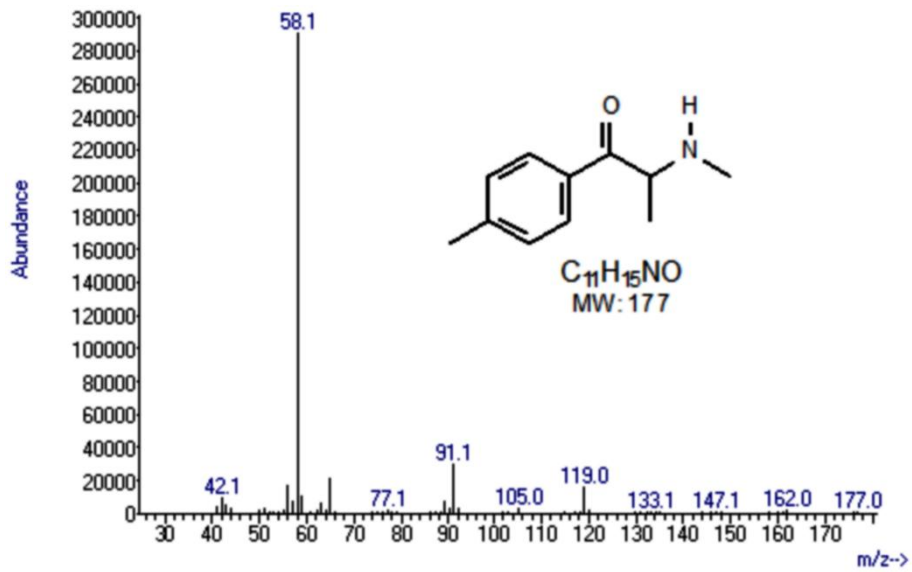


Figure S3. MS spectrum of tablet extract showing the presence of mephedrone.

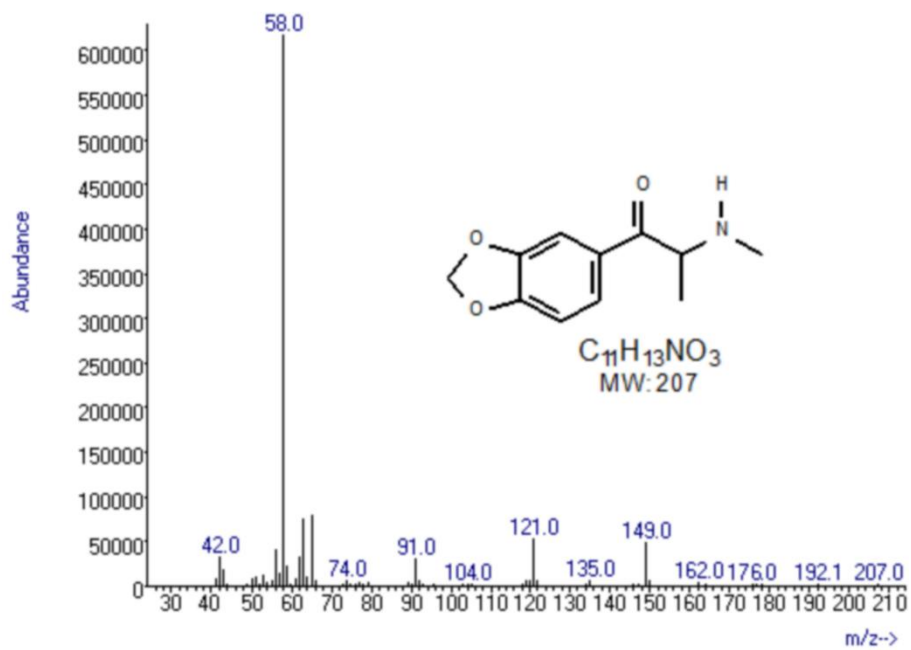


Figure S4. MS spectrum of tablet extract showing the presence of methylone.